

FutureProofPerformance.com

Sheet: /etb-2/

File: etb-9201.kicad_sch

Title: Polygonus Universal 88p

Size: A4

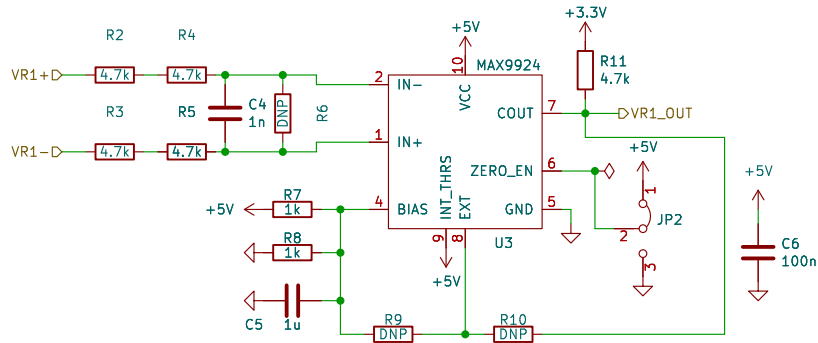
Date: 2023-11-12

Rev: v1.0

KiCad E.D.A. kicad 7.0.7

Id: 2/9

Yes, we know that the polarity is flipped going in to the VR interface chips.
While originally on accident, it's no big deal since they invert anyway:
When VR+ transitions to a higher voltage than VR-, VR_OUT will output a rising edge.
See issue <https://github.com/mck1117/proteus/issues/57> for more detail



Optional setting in Mode C for no adaptive threshold timeout – See MAX9924 Datasheet
Components as specified put chip in mode A1. Flip jumper and install R1219+R2020 for mode C.

FutureProofPerformance.com

Sheet: /VR Conditioner/
File: VR Conditioner.kicad_sch

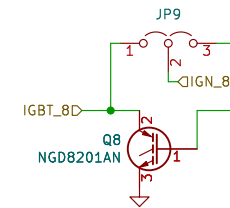
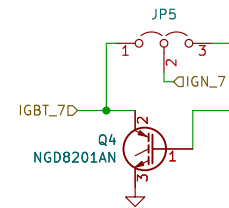
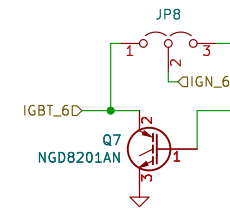
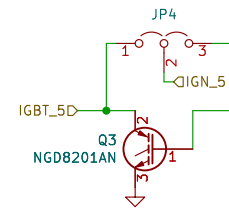
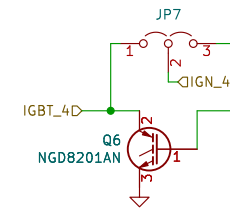
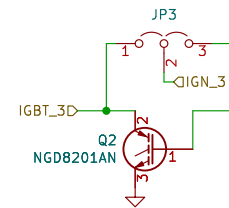
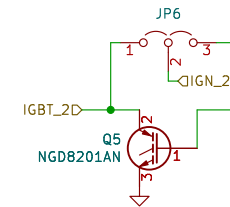
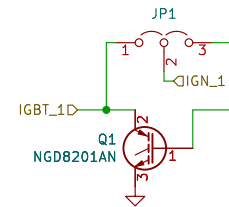
Title: Polygonus Universal 88p

Size: A4 Date: 2023-11-12

KiCad E.D.A. kicad 7.0.7

Rev: v1.0

Id: 4/9



FutureProofPerformance.com

Sheet: /IGBT outputs/
File: IGBT_outputs.kicad_sch

Title: Polygonus Universal 88p

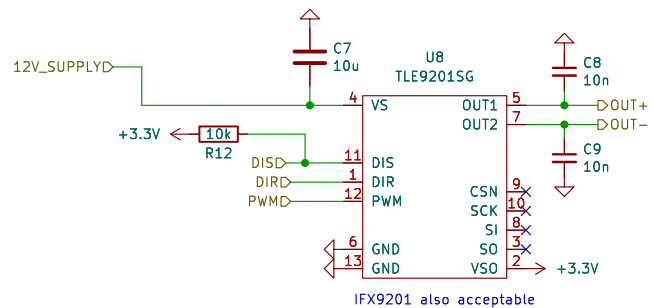
Size: A4 Date: 2023-11-12

KiCad E.D.A. kicad 7.0.7

Rev: v1.0

Id: 5/9

Id: 6/9



FutureProofPerformance.com

Sheet: /etb-1/

File: etb-9201.kicad_sch

Title: Polygonus Universal 88p

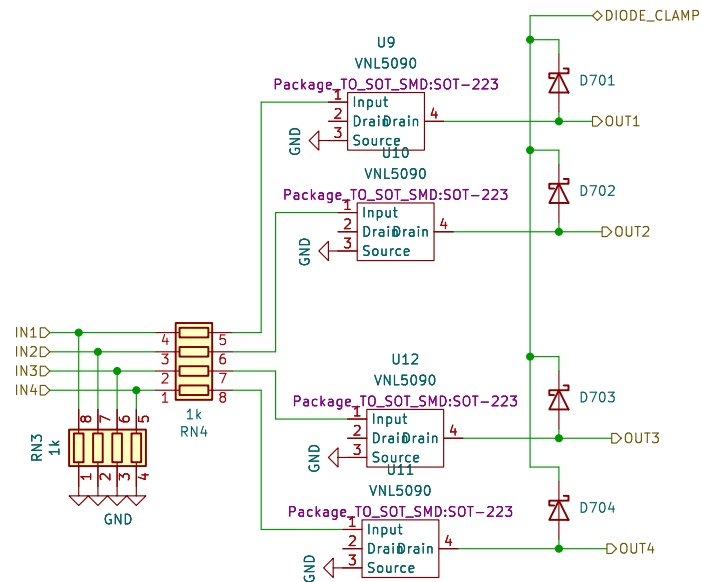
Size: A4

Date: 2023-11-12

Rev: v1.0

KiCad E.D.A. kicad 7.0.7

Id: 7/9



FutureProofPerformance.com

Sheet: /Lowside Adder1/
File: Lowside Adder.kicad_sch

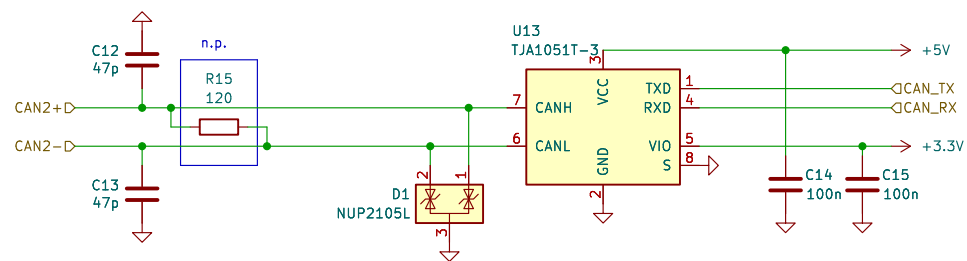
Title: Polygonus Universal 88p

Size: A4 Date: 2023-11-12

KiCad E.D.A. kicad 7.0.7

Rev: v1.0

Id: 8/9



FutureProofPerformance.com

Sheet: /WBO-CAN-TRANS/
File: wbo-can-trans.kicad_sch

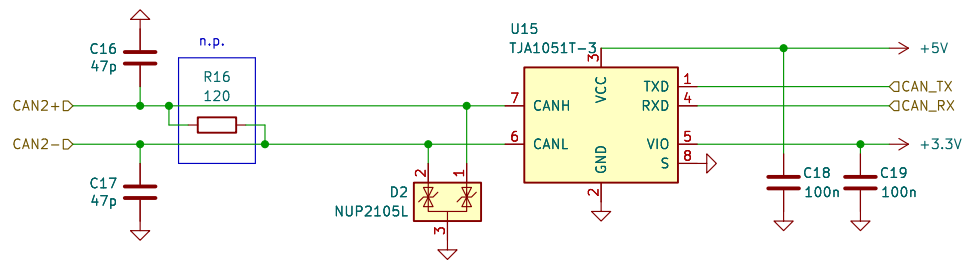
Title: Polygonus Universal 88p

Size: A4 Date: 2023-11-12

KiCad E.D.A. kicad 7.0.7

Rev: v1.0

Id: 9/9



FutureProofPerformance.com

Sheet: /WBO-CAN-TRANS1/

File: wbo-can-trans.kicad_sch

Title: Polygonus Universal 88p

Size: A4 Date: 2023-11-12

KiCad E.D.A. kicad 7.0.7

Rev: v1.0

Id: 10/9