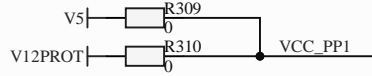
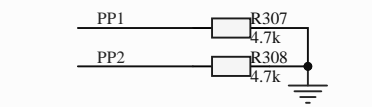
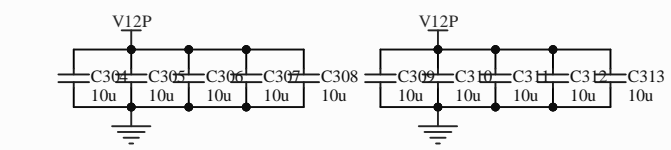


M300B		M300C	
INJ1	W24	OUT_INJ1	S18
INJ2	W23	OUT_INJ2	S16
INJ3	W20	OUT_INJ3	S17
INJ4	W19	OUT_INJ4	W7
INJ5	W18	OUT_INJ5	W10
INJ6	W17	OUT_INJ6	S15
INJ7	W16	OUT_INJ7	W12
INJ8	W15	OUT_INJ8	W11
PP1	W28	OUT_PP1	W6
PP2	W22	OUT_PP2	S6
COIL_A1	W33	OUT_SOLENOID_A1	S1
COIL_A2	W32	OUT_SOLENOID_A2	S2
COIL_B1	W31	OUT_SOLENOID_B1	S4
COIL_B2	W30	OUT_SOLENOID_B2	S5
LOW1	W21	OUT_LOW1	S8
LOW2	W29	OUT_LOW2	W1
LOW3_DUAL	W38	OUT_LOW3_DUAL	S7
LOW4_DUAL	W34	OUT_LOW4_DUAL	W4
LOW5_MAIN	W40	OUT_LOW4_DUAL	W13
LOW6_DIODE	W25	OUT_LOW5_MAIN	W3
LOW7_HIGH1	W39	OUT_LOW6_DIODE	W9
LOW8_HIGH2	W37	OUT_LOW7_PULLUP	S12
LOW9	W27	OUT_LOW8_PULLUP	S14
LOW10	W26	OUT_LOW9	W2
LOW11	W35	OUT_LOW10	S10
LOW12	W36	OUT_LOW11	S13
		OUT_LOW12	
		OUT_HIGH1	W8
		OUT_HIGH2	S9

M300A	
V12_RAW	S11
GND	G
V5	V5
V12P	W5



* These can be removed in the board compilation file