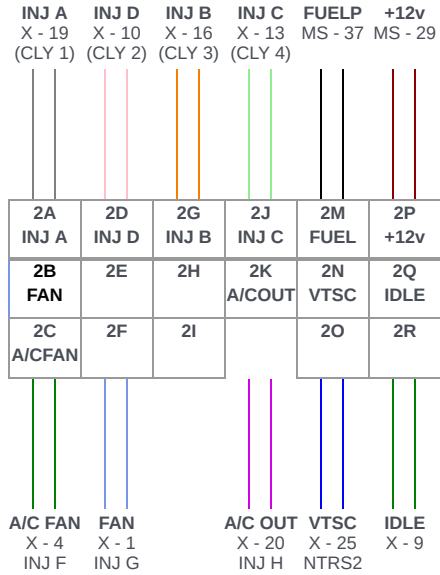
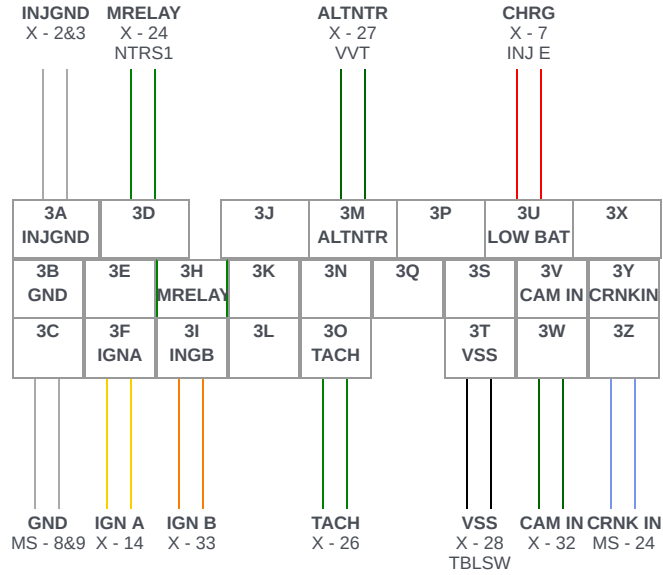


Mazdaspeed Miata (MSM) MS3x Wiring Diagram

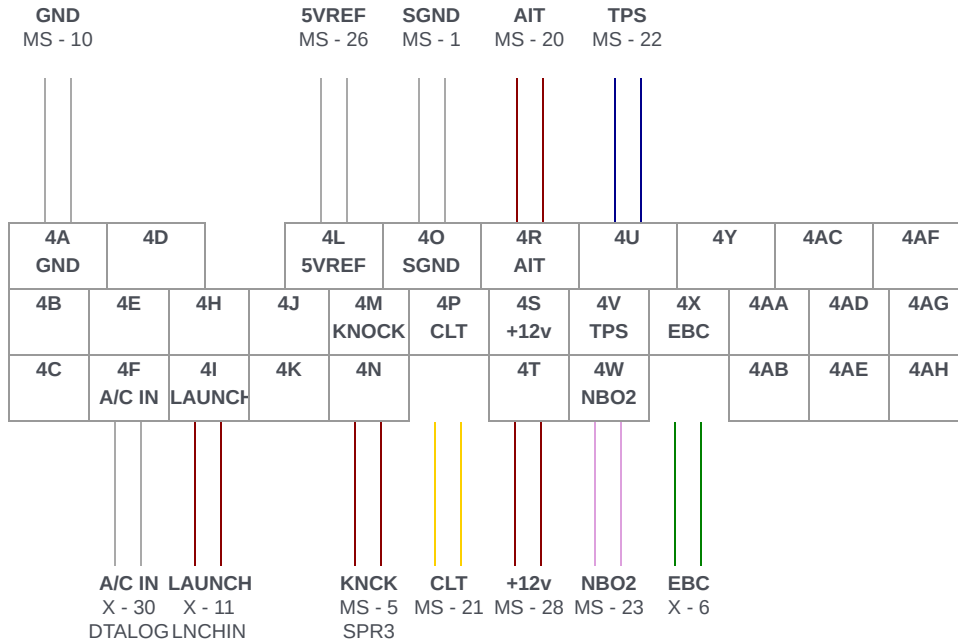
Connector 2



Connector 3



Connector 4



Pinout

Connector Pin	Function	DB37 Pin	Wire Color
2A	Injector A	X - 19	White
2B	Main Fan Output	X - 1	White/Blue
2C	A/C Fan Output	X - 4	White/Green
2D	Injector D	X - 10	White/Pink
2G	Injector B	X - 16	White/Orange
2J	Injector C	X - 13	White/Green
2K	A/C Compressor Out	X - 20	White/Purple
2M	Fuel Pump Output	MS - 37	Purple
2N	Variable Tumble Control System (VTCS)	X - 25	Lt Green/Blue
2P	+12v Idle Valve Power	MS - 29	Red
2Q	Idle Valve	X - 9	Green/Pink
3A	Injector Grounds	X - 2&3	Black
3B	Chassis Ground	MS - 8&9	Black
3F	Spark A	X - 14	Yellow
3H	Main Relay Switch	X - 24	Lt Green
3I	Spark B	X - 33	Yellow/Orange
3M	Alternator Output	X - 27	Lt Green/Green
3O	Tach Output	X - 26	Green/Orange
3T	Vehicle Speed Sensor	X - 28	Gray/Purple
3U	Low Battery Warning Light	X - 7	White/Red
3V	Cam Sensor Input	X - 32	Green
3Y	Crank Sensor Input	MS - 24	Black/White
4A	Chassis Ground	MS - 10	Black
4F	A/C Switch Input	X - 30	Gray
4I	Clutch Switch Input	X - 11	Gray/Red
4L	Clutch Switch Input	MS - 26	Gray/Red
4M	Knock Sensor Input	MS - 5	Orange/Red
4O	Sensor Ground	MS - 1	Black
4P	Coolant Temperature Sensor	MS - 21	Yellow
4R	Air Intake Temperature Sensor	MS - 20	Orange
4S	+12v Power	MS - 28	Red
4V	Throttle Position Sensor	MS - 22	Light Blue
4W	OE Narrowband Input	MS - 23	Pink
4X	Boost Control	X - 6	Green/Red