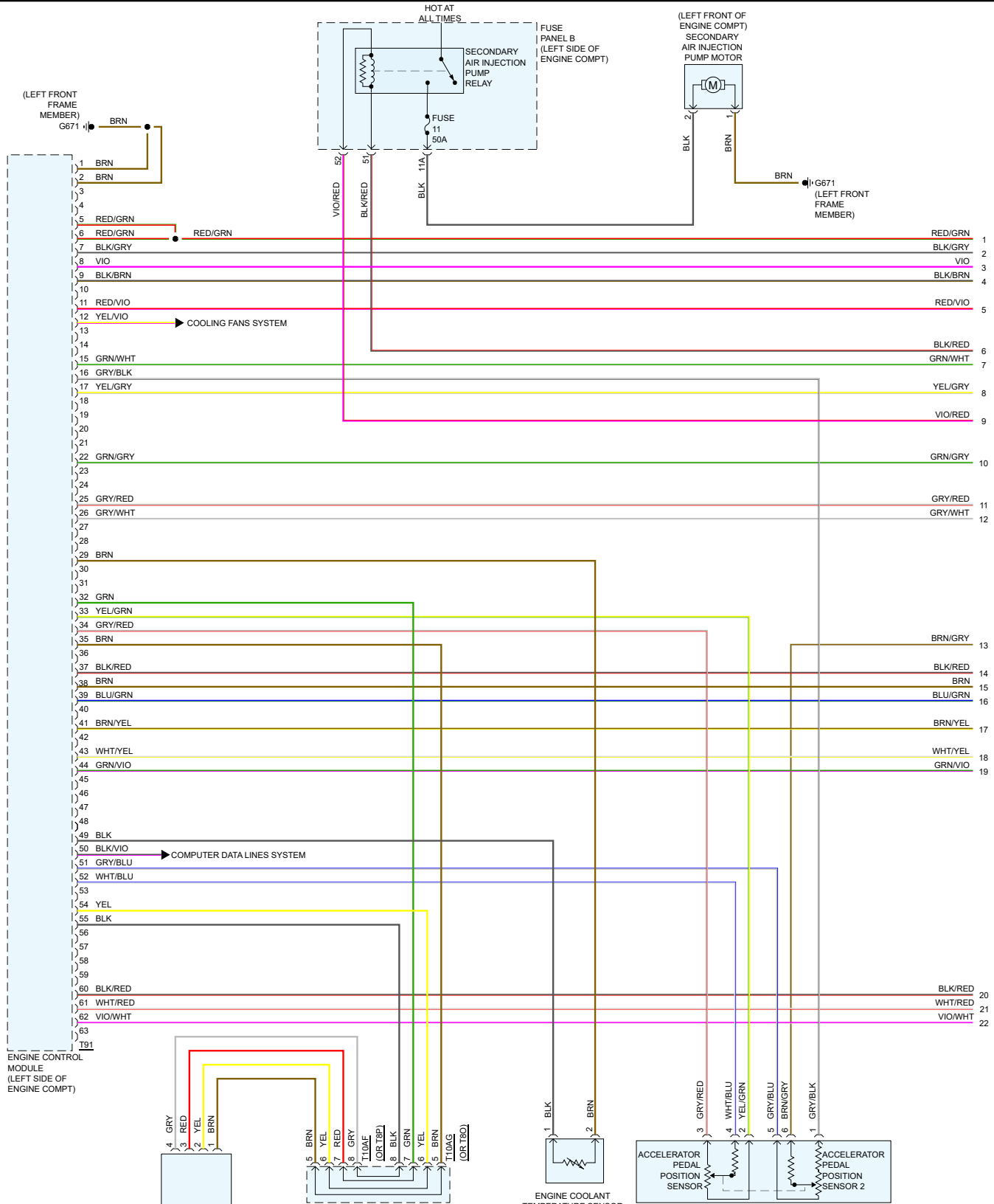


## ENGINE CONTROLS

### Engine Controls

---

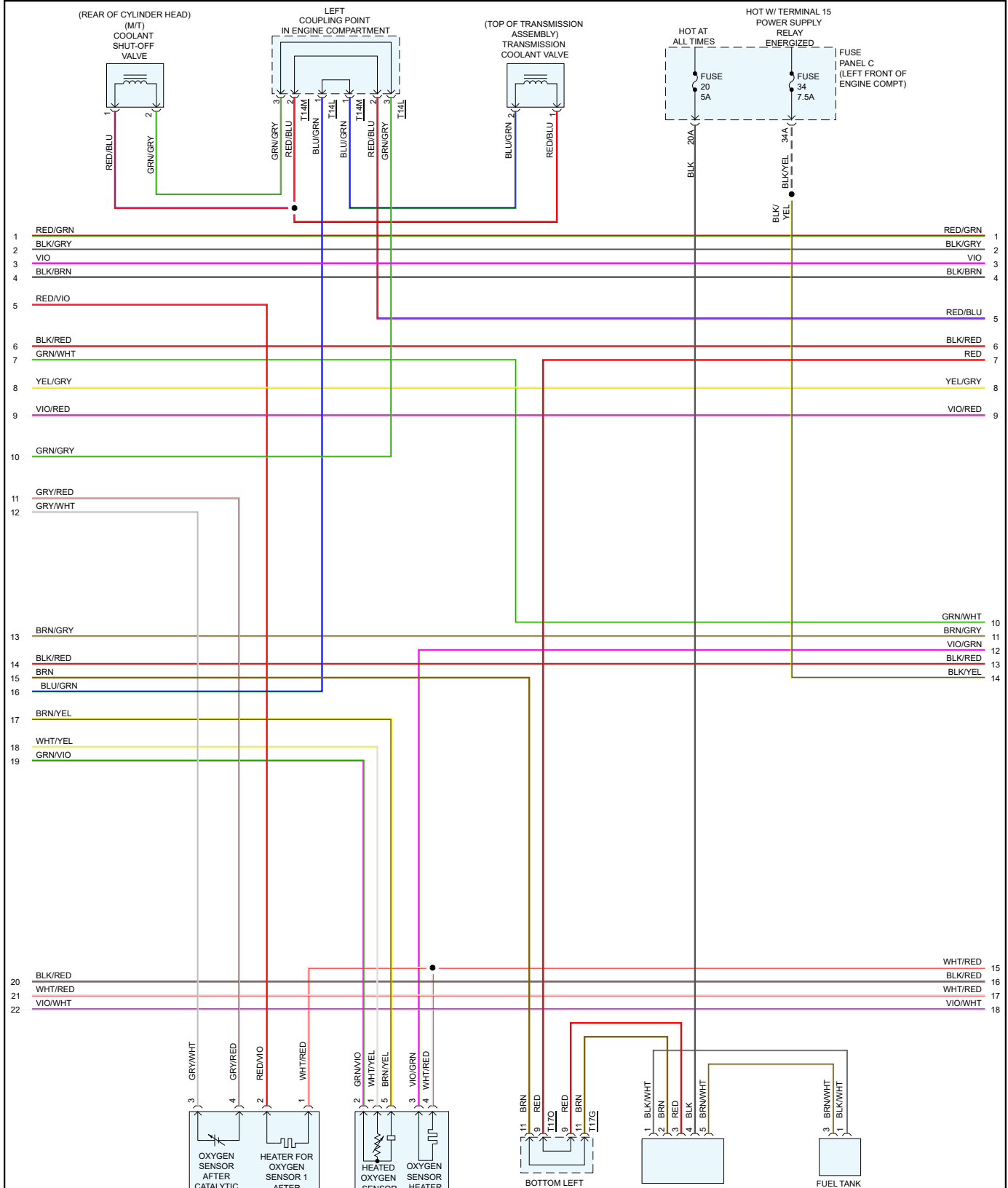


CHARGE AIR  
PRESSURE SENSOR  
(TURBO CHARGER  
ASSEMBLY)

LEFT COUPLING  
POINT IN ENGINE  
COMPARTMENT

TEMPERATURE SENSOR  
ON RADIATOR OUTLET  
(RADIATOR  
ASSEMBLY)

ACCELERATOR PEDAL MODULE  
(ACCELERATOR PEDAL  
ASSEMBLY)



CONVERTER  
AFTER CATALYTIC  
CONVERTER

OXYGEN SENSOR 1  
AFTER CATALYTIC CONVERTER

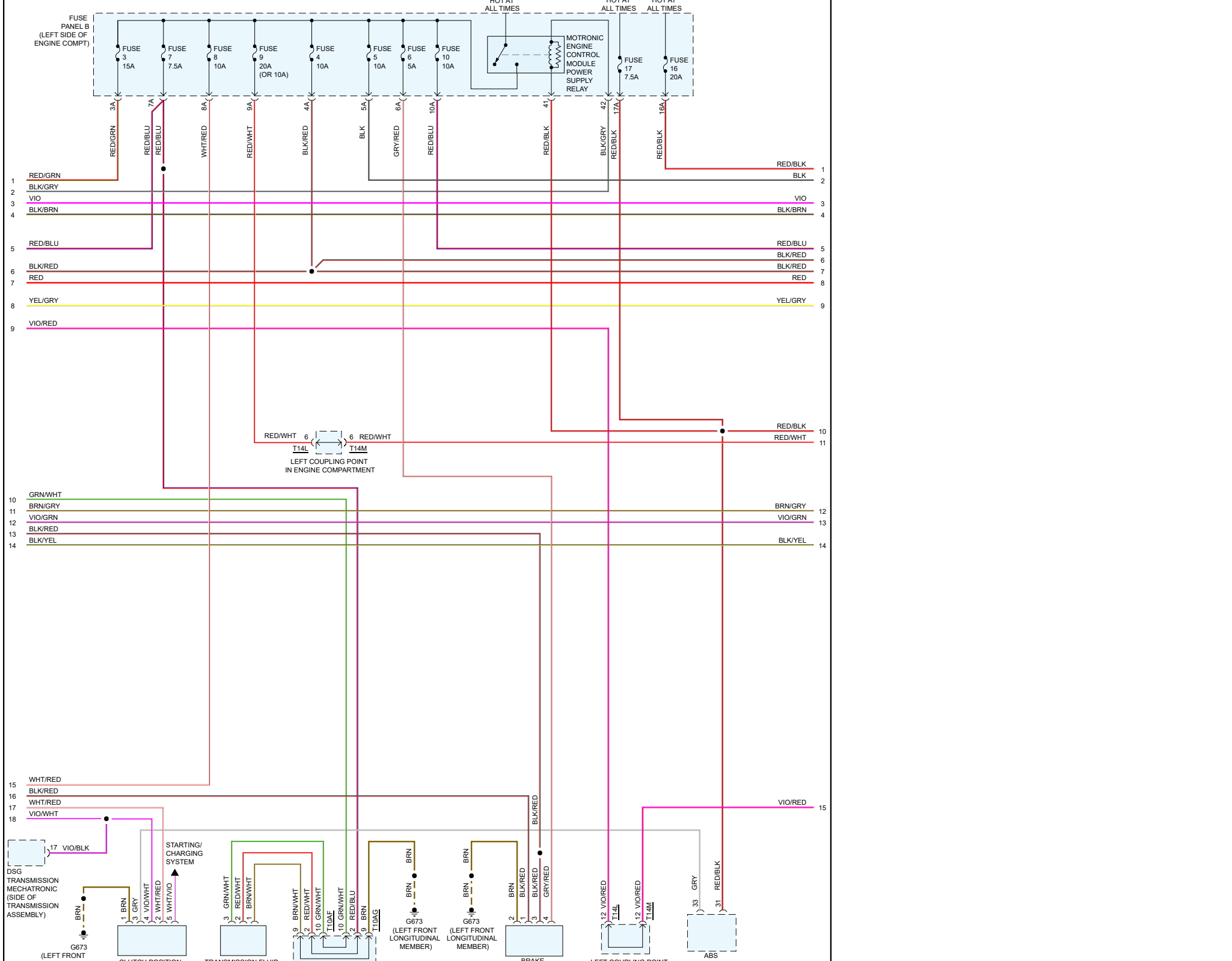
SENSOR HEATER

OXYGEN SENSOR 1 BEFORE  
CATALYTIC CONVERTER

COUPLING POINT  
IN INTERIOR

FUEL TANK LEAK  
DETECTION CONTROL  
MODULE  
(UNDER RIGHT  
SIDE OF REAR SEAT)

PRESSURE  
SENSOR  
(RIGHT "C"  
PILLAR)



MEMBER)

SENSOR  
(M/T)  
(CLUTCH PEDAL  
ASSEMBLY)

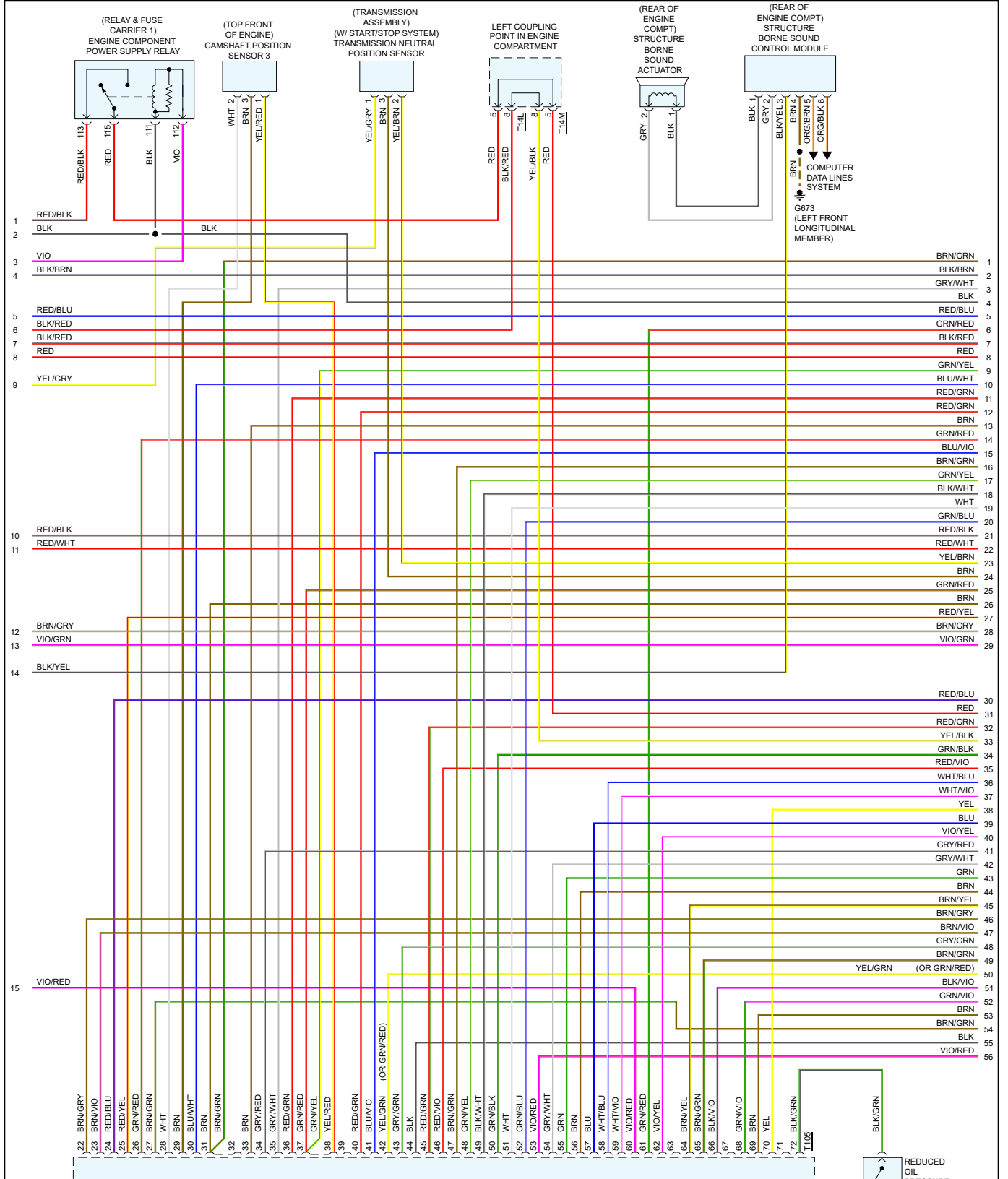
COOLING PUMP  
(IF EQUIPPED)

LEFT COUPLING  
POINT IN ENGINE  
COMPARTMENT

LAMP SWITCH  
(BRAKE  
MASTER  
CYLINDER)


IN ENGINE COMPARTMENT

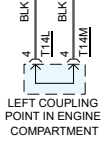
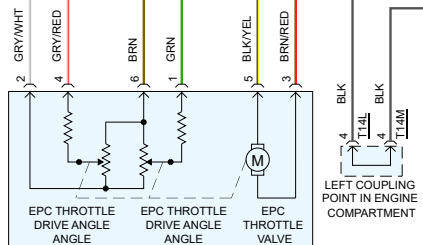
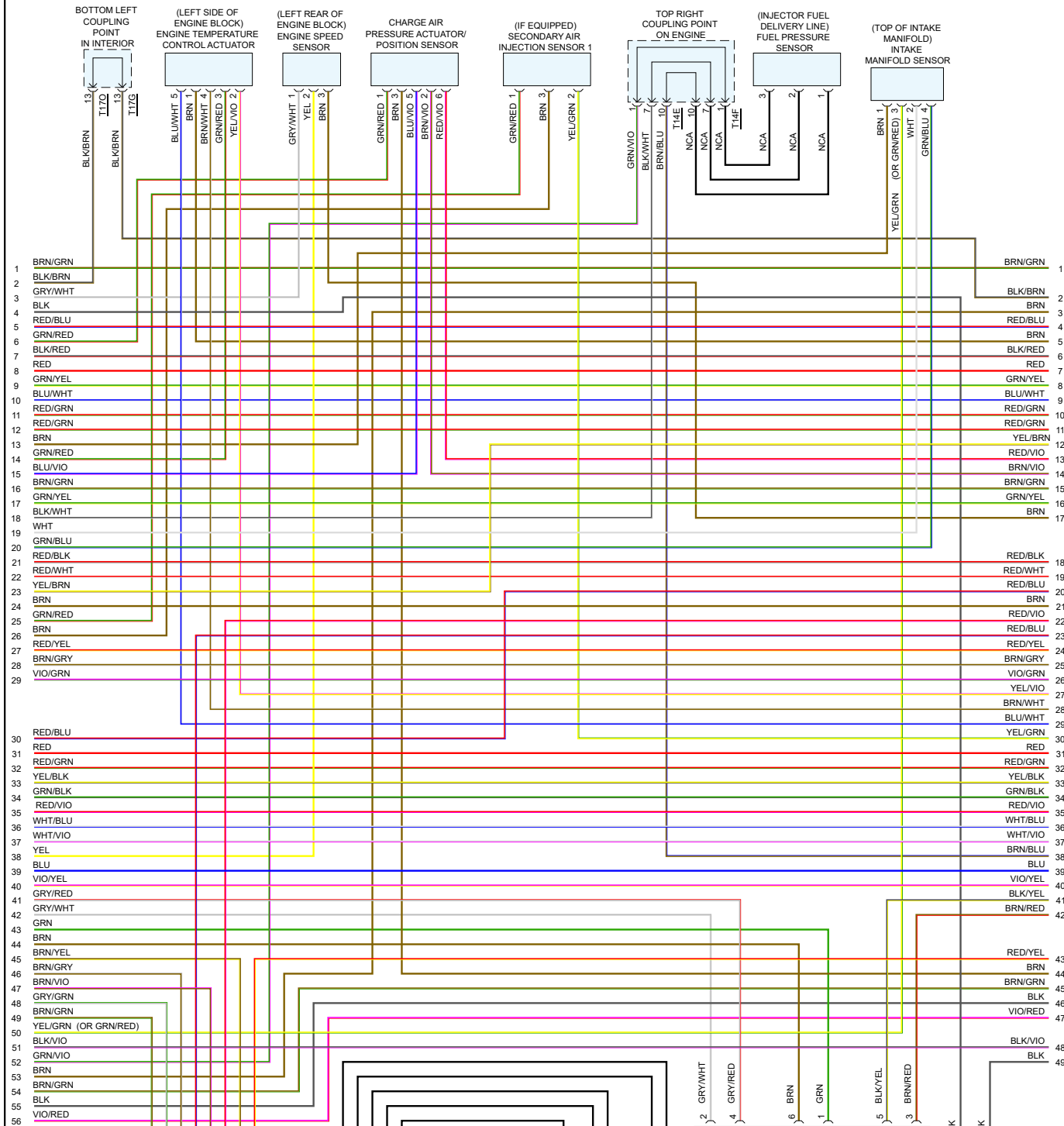
MODULE  
(RIGHT REAR OF  
ENGINE COMPT)





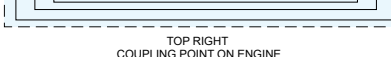
ENGINE CONTROL MODULE  
(LEFT SIDE OF ENGINE COMPT)

 PRESSURE SWITCH  
(LEFT FRONT OF ENGINE BLOCK)



- 1 BRN/GRN
- 2 BLK/BRN
- 3 GRY/WHT
- 4 BLK
- 5 RED/BLU
- 6 GRN/RED
- 7 BLK/RED
- 8 RED
- 9 GRN/YEL
- 10 BLU/WHT
- 11 RED/GRN
- 12 RED/GRN
- 13 BRN
- 14 GRN/RED
- 15 BLU/VIO
- 16 BRN/GRN
- 17 GRN/YEL
- 18 BLK/WHT
- 19 WHT
- 20 GRN/BLU
- 21 RED/BLK
- 22 RED/WHT
- 23 RED/BLU
- 24 YEL/BRN
- 25 BRN
- 26 GRN/RED
- 27 BRN
- 28 RED/YEL
- 29 BRN/GRY
- 30 VIO/GRN
- 31 RED/BLU
- 32 RED
- 33 RED/GRN
- 34 YEL/BLK
- 35 GRN/BLK
- 36 RED/VIO
- 37 WHT/BLU
- 38 WHT/VIO
- 39 YEL
- 40 BLU
- 41 VIO/YEL
- 42 GRY/RED
- 43 GRY/WHT
- 44 GRN
- 45 BRN
- 46 BRN/YEL
- 47 BRN/GRY
- 48 BRN/VIO
- 49 GRY/GRN
- 50 BRN/GRN
- 51 YEL/GRN (OR GRN/RED)
- 52 BLK/VIO
- 53 GRN/VIO
- 54 BRN
- 55 BRN/GRN
- 56 BLK
- 57 VIO/RED

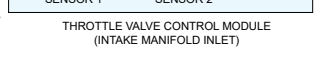
- 1 BRN/GRN
- 2 BLK/BRN
- 3 BRN
- 4 RED/BLU
- 5 BLK/RED
- 6 RED
- 7 GRN/YEL
- 8 BLU/WHT
- 9 RED/GRN
- 10 RED/GRN
- 11 YEL/BRN
- 12 RED/VIO
- 13 BRN/VIO
- 14 BRN/GRN
- 15 GRN/YEL
- 16 BRN
- 17 RED/BLK
- 18 RED/WHT
- 19 RED/BLU
- 20 BRN
- 21 RED/VIO
- 22 RED/BLU
- 23 RED/YEL
- 24 BRN/GRY
- 25 VIO/GRN
- 26 YEL/VIO
- 27 BRN/WHT
- 28 BLU/WHT
- 29 YEL/GRN
- 30 RED
- 31 RED/GRN
- 32 YEL/BLK
- 33 GRN/BLK
- 34 RED/VIO
- 35 WHT/BLU
- 36 WHT/VIO
- 37 BRN/BLU
- 38 BLU
- 39 VIO/YEL
- 40 BLK/YEL
- 41 BRN/RED
- 42 RED/YEL
- 43 BRN
- 44 BRN/GRN
- 45 BLK
- 46 VIO/RED
- 47 BLK/VIO
- 48 BLK
- 49



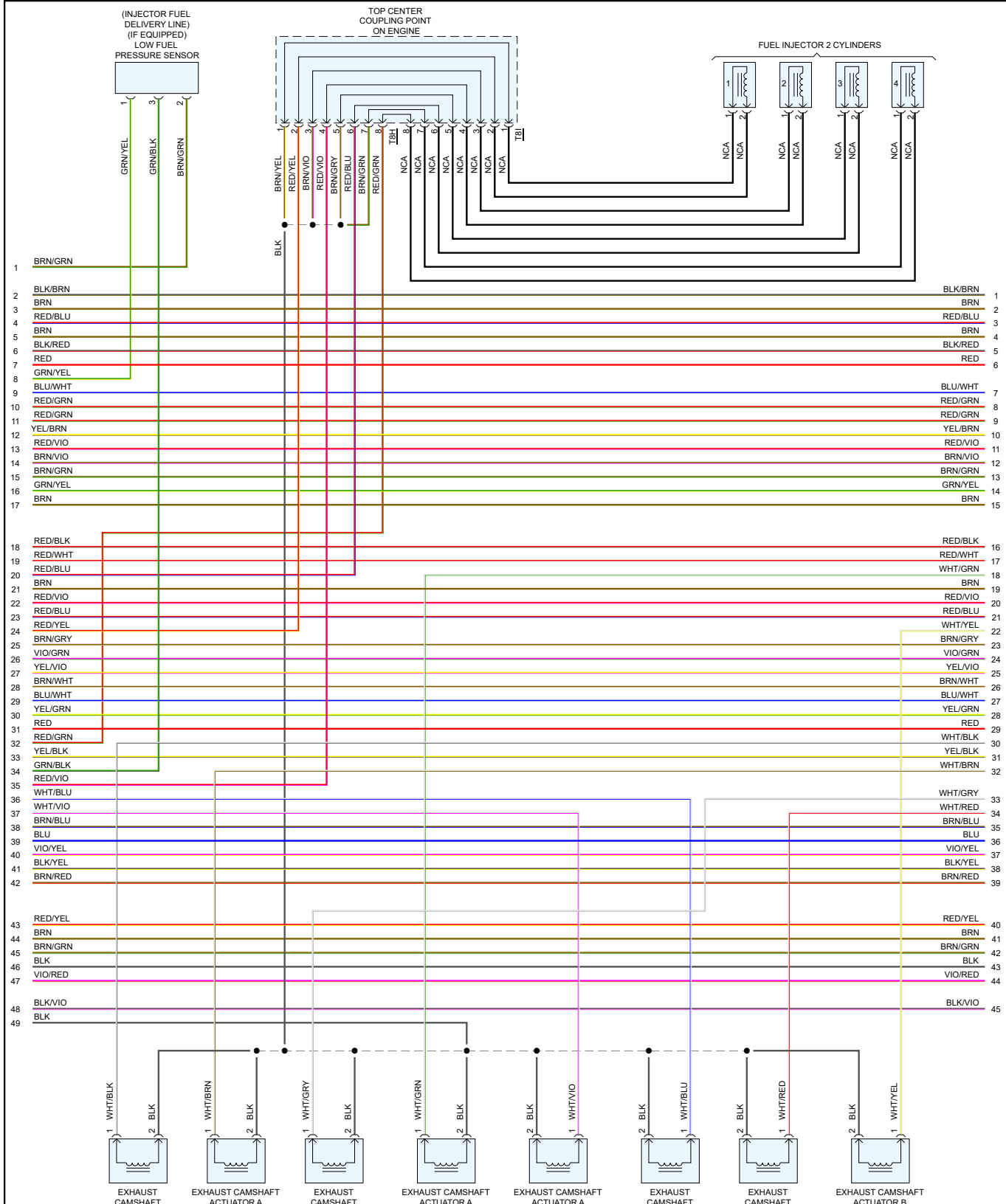
TOP RIGHT  
COUPLING POINT ON ENGINE



FUEL INJECTOR CYLINDERS  
(1, 2, 3 & 4 CYLINDERS HEAD INTAKE PORT)



THROTTLE VALVE CONTROL MODULE  
(INTAKE MANIFOLD INLET)



- 1 BLK/BRN
- 2 BRN
- 3 RED/BLU
- 4 BRN
- 5 BLK/RED
- 6 RED
- 7 BLU/WHT
- 8 RED/GRN
- 9 RED/GRN
- 10 YEL/BRN
- 11 RED/VIO
- 12 BRN/VIO
- 13 BRN/GRN
- 14 GRN/YEL
- 15 BRN

- 16 RED/BLK
- 17 RED/WHT
- 18 WHT/GRN
- 19 BRN
- 20 RED/VIO
- 21 RED/BLU
- 22 WHT/YEL
- 23 BRN/GRY
- 24 VIO/GRN
- 25 YEL/VIO
- 26 BRN/WHT
- 27 BLU/WHT
- 28 YEL/GRN
- 29 RED
- 30 WHT/BLK
- 31 YEL/BLK
- 32 WHT/BRN
- 33 WHT/GRY
- 34 WHT/RED
- 35 BRN/BLU
- 36 BLU
- 37 VIO/YEL
- 38 BLK/YEL
- 39 BRN/RED

- 40 RED/YEL
- 41 BRN
- 42 BRN/GRN
- 43 BLK
- 44 VIO/RED
- 45 BLK/VIO

ACTUATOR B  
CYLINDER 4  
(TOP OF  
CYLINDER HEAD)

CYLINDER 4  
(TOP OF  
CYLINDER HEAD)

ACTUATOR B  
CYLINDER 3  
(TOP OF  
CYLINDER HEAD)

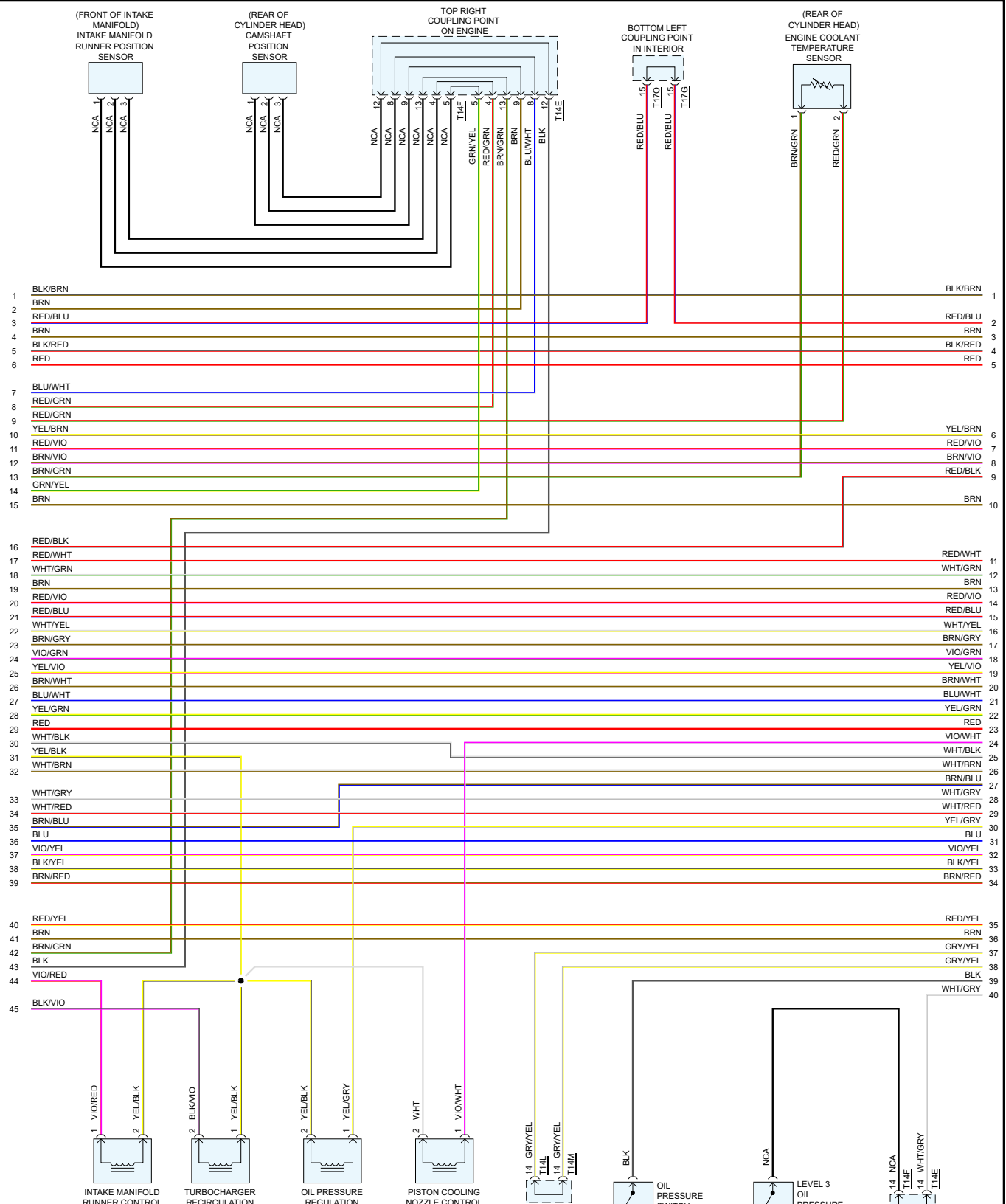
CYLINDER 3  
(TOP OF  
CYLINDER HEAD)

CYLINDER 2  
(TOP OF  
CYLINDER HEAD)

ACTUATOR B  
CYLINDER 2  
(TOP OF  
CYLINDER HEAD)

ACTUATOR A  
CYLINDER 1  
(TOP OF  
CYLINDER HEAD)

CYLINDER 1  
(TOP OF  
CYLINDER HEAD)



REAR SERVICE VALVE  
(REAR OF INTAKE MANIFOLD)

REAR SERVICE VALVE  
(TURBOCHARGER ASSEMBLY)

REAR SERVICE VALVE  
(FRONT OF OIL PAN)

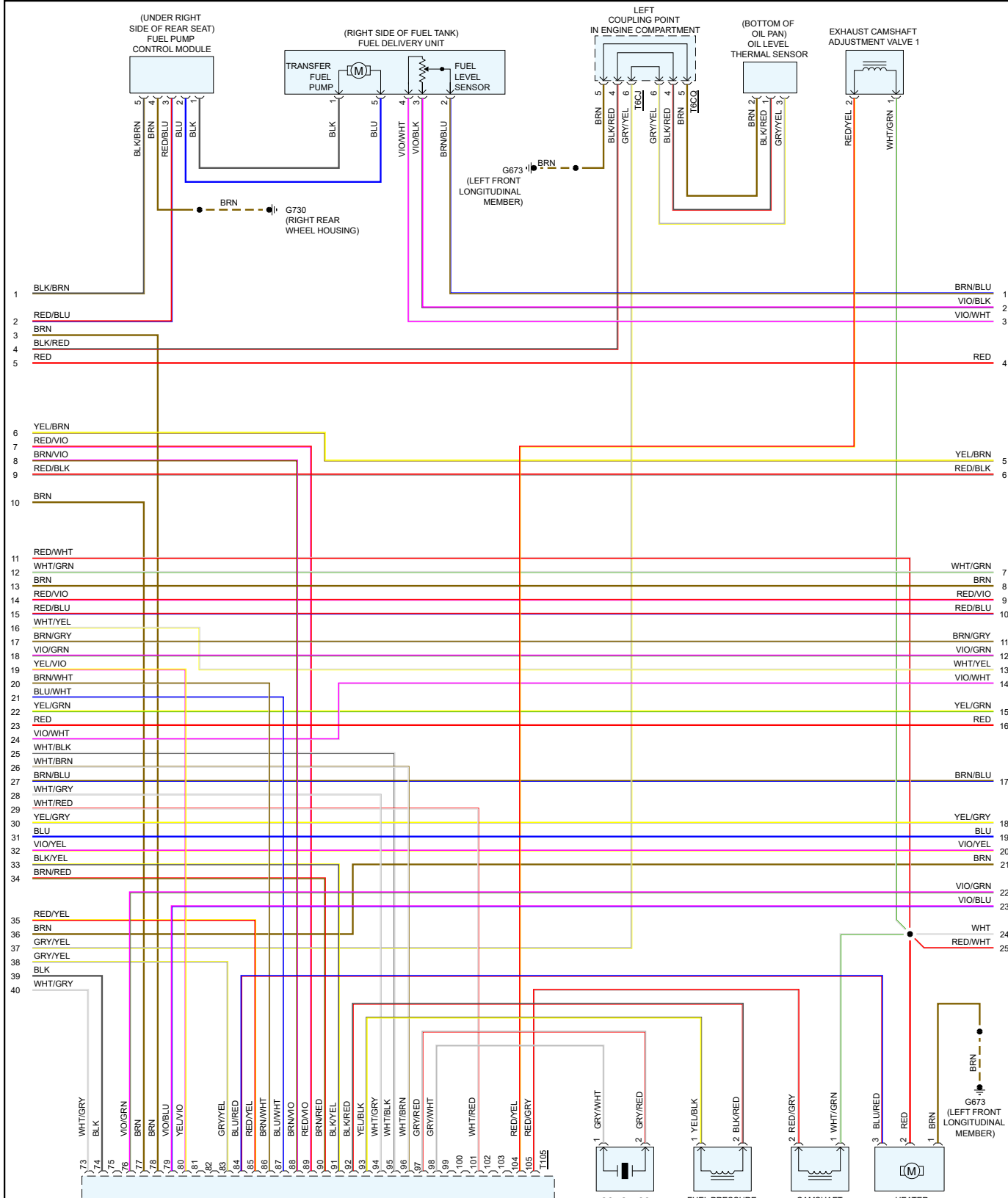
REAR SERVICE VALVE  
(LEFT FRONT OF ENGINE BLOCK)

LEFT COUPLING POINT IN ENGINE COMPARTMENT

SWITCH (LEFT FRONT OF ENGINE BLOCK)

PRESSURE SWITCH (LEFT REAR OF ENGINE BLOCK)

TOP RIGHT COUPLING POINT ON ENGINE





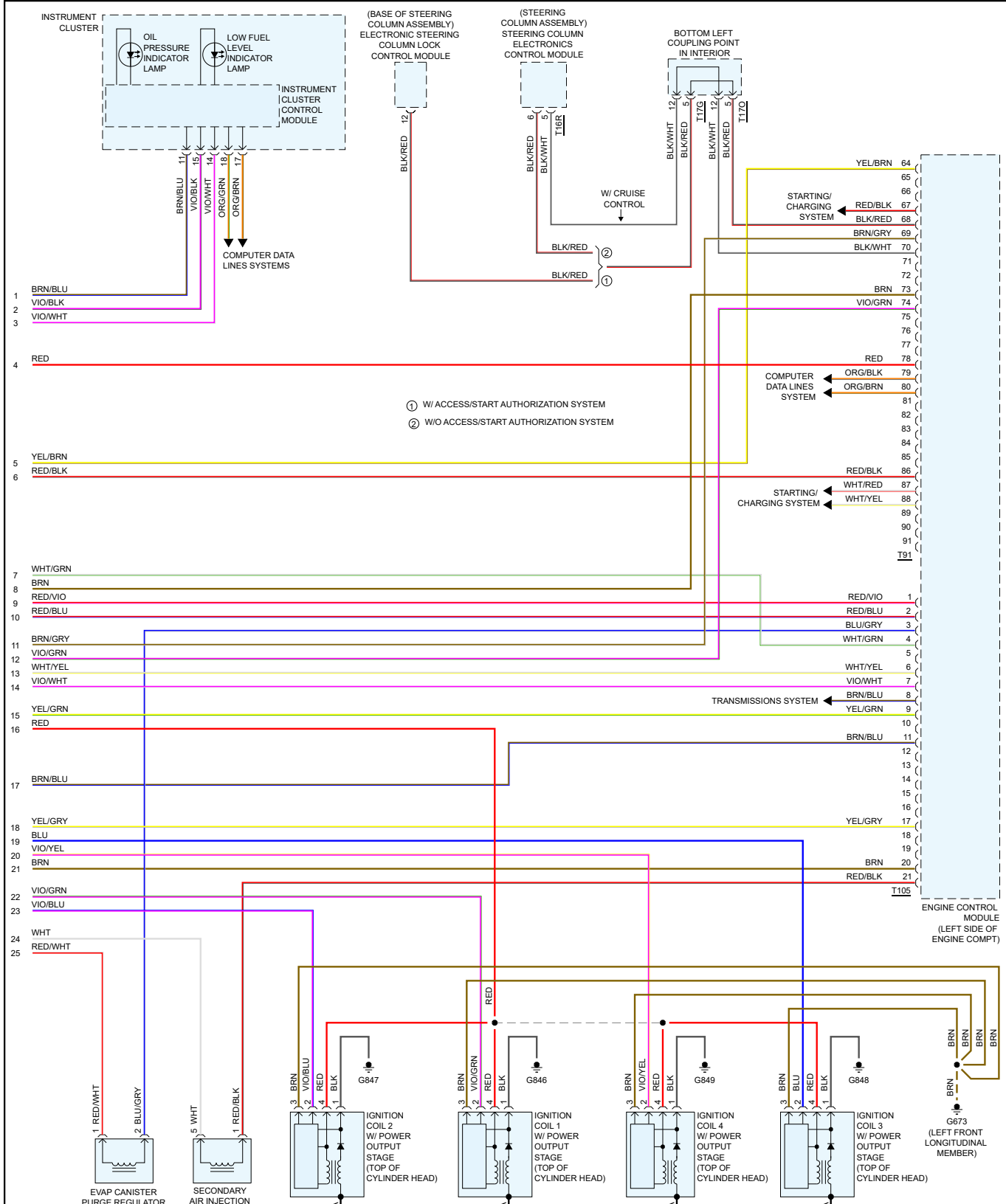
ENGINE CONTROL MODULE  
(LEFT SIDE OF ENGINE COMPT)

KNOCK SENSOR 1  
(LEFT REAR OF  
ENGINE BLOCK)

FUEL PRESSURE  
REGULATOR  
VALVE  
(TOP FRONT OF  
CYLINDER HEAD)

CAMSHAFT  
ADJUSTMENT  
VALVE 1  
(FRONT OF  
CYLINDER HEAD)

HEATER  
SUPPORT PUMP  
(LEFT REAR OF  
ENGINE BLOCK)



514056

SOLENOID VALVE  
VALVE 1  
(TOP FRONT OF  
CYLINDER HEAD)

SOLENOID VALVE  
(IF EQUIPPED)  
(FRONT  
OF ENGINE)

NCA  
↓  
TO  
SPARK PLUG

NCA  
↓  
TO  
SPARK PLUG

NCA  
↓  
TO  
SPARK PLUG

NCA  
↓  
TO  
SPARK PLUG