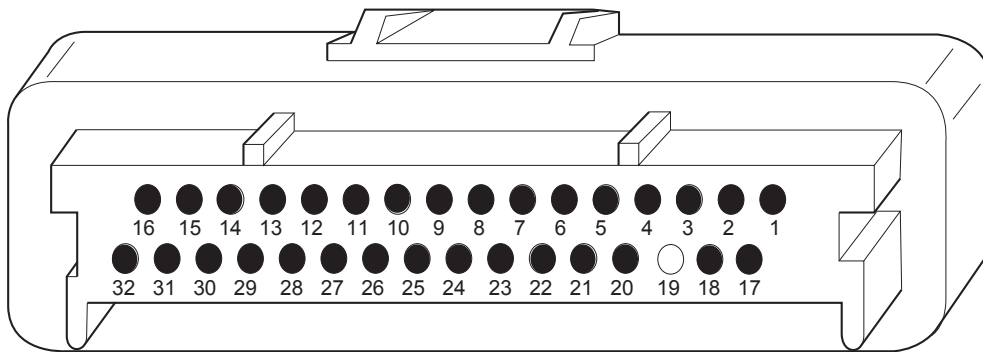


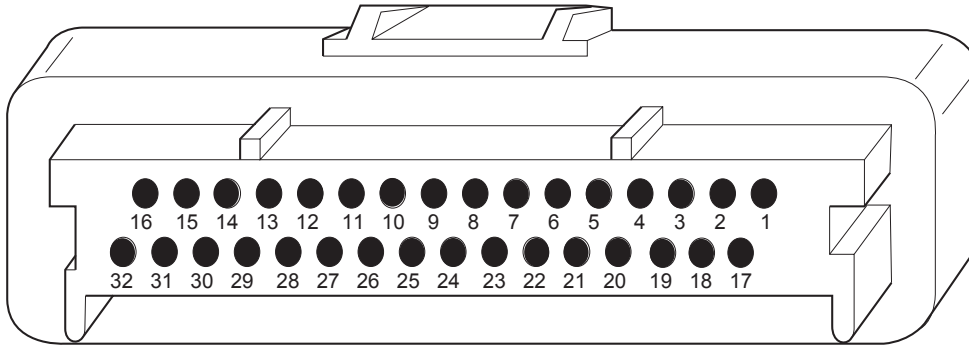


# MEFI 4

## ECM Connector Pinout Identification



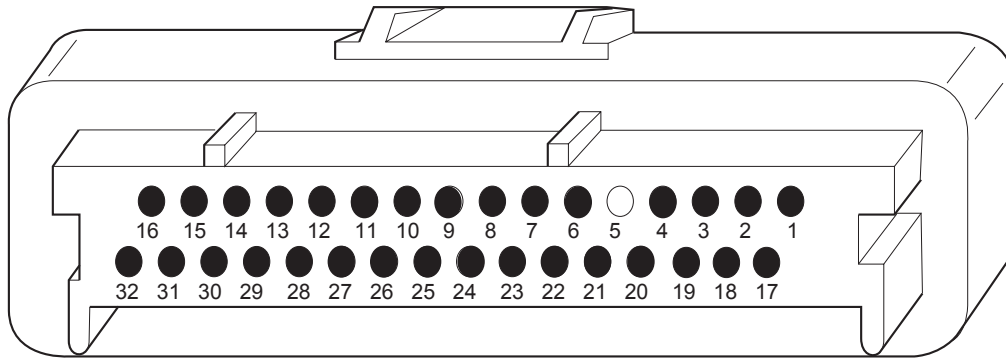
ECM Connector Pinout Identification (1 of 2)



J-1  
ECM 32 WAY CONNECTOR

ECM PIN NUMBER	CKT(WIRE) NUMBER	CKT (WIRE) COLOR	CIRCUIT DESCRIPTION
J1-1	468	LT BLU/BLU	KNOCK SENSOR 2 SIGNAL
J1-2	451	BLK/WHT	DIAGNOSTIC "TEST" TERMINAL
J1-3			MASTER / SLAVE
J1-4		BLU/WHT	GENERAL WARNING 2 (OIL PRESSURE) (Input)
J1-5			EMERGENCY STOP
J1-6	485	DK GRN/WHT	FUEL PUMP RELAY CONTROL
J1-7			RPM CHANGE STATE
J1-8			BUZZER
J1-9			CHECK GAUGES LAMP (ENGINE OVER TEMP)
J1-10			ECOTEC CRANK 2.2
J1-11	468	DK GRN	FUEL INJECTOR B DRIVER
J1-12			EXHUAUST GAS RECIRCULATION (EGR) VALVE
J1-13	450	BLK	ECM GROUND
J1-14		GRY	TACHOMETER OUTPUT 1
J1-15	444	GRN/BLK	IDLE AIR CONTROL (IAC) COIL "B" LOW
J1-16	441	BLU/BLK	IDLE AIR CONTROL (IAC) COIL "A" HIGH
J1-17	467	DK BLU	KNOCK SENSOR 1 SIGNAL
J1-18			OIL LEVEL
J1-19		DK PURPLE	GENERAL WARNING 1 (TRANS OVERTEMP) (INPUT)
J1-20			LOAD 1 / LOCK LO / SHIFT INTERUPT
J1-21			LOAD 2 / TWIN ENGINE SYNC / TROLL MODE
J1-22			GENERAL WARNING LAMP 1 / TRANS LAMP / CANISTER PURGE
J1-23			GENERAL WARNING LAMP 2 / TROLL LAMP / GOVERNOR
J1-24			OIL LEVEL LAMP
J1-25			ECOTEC CRANK 2.2
J1-26	467	DK BLU	FUEL INJECTOR A DRIVER
J1-27	419	BRN/WHT	MALFUNCTION INDICATOR LAMP (CHECK ENGINE)
J1-28	450	BLK	ECM GROUND
J1-29	450	BLK	ECM GROUND
J1-30	443	GRN/WHT	IDLE AIR CONTROL (IAC) COIL "B" HIGH
J1-31	442	BLU/WHT	IDLE AIR CONTROL (IAC) COIL "A" LOW
J1-32			FUEL PRESSURE SENSOR

ECM Connector Pinout Identification (2 of 2)



**J-2**  
**ECM 32 WAY CONNECTOR**

ECM PIN NUMBER	CKT(WIRE) NUMBER	CKT (WIRE) COLOR	CIRCUIT DESCRIPTION
J2-1	440	ORN	BATTERY FEED
J2-2	416	GRY	5 VOLT REFERENCE
J2-3	814	BLK	SENSOR GROUND
J2-4			FUEL PRESSURE SENSOR SIGNAL RP
J2-5			
J2-6			HEATED OXYGEN SENSOR 1 SIGNAL
J2-7	410	YEL	ECT SENSOR SIGNAL
J2-8	432	LT GRN	MAP SENSOR SIGNAL
J2-9		GRN	CAN BUS LO
J2-10	461	ORN/BLK	SERIAL DATA
J2-11			TAC SERIAL DATA 2
J2-12	2123	LT BLU	IGNITION CONTROL H
J2-13	2125	DK GRN	IGNITION CONTROL F
J2-14	2122	PPL/WHT	IGNITION CONTROL D
J2-15	2128	RED/WHT	IGNITION CONTROL B
J2-16	634	LT GRN	CRANK SENSOR SIGNAL
J2-17	631	RED	DEPSPOWER
J2-18	632	PNK/BLK	DEPSLO
J2-19	439	PNK	IGNITION FEED
J2-20			OIL PRESSURE INPUT / PULL UP RESISTOR
J2-21			IAT SENSOR SIGNAL
J2-22			HEATED OXYGEN SENSOR 2 SIGNAL
J2-23	417	DK BLU	TP SENSOR SIGNAL
J2-24		YELLOW	CAN BUS HIGH
J2-25			SPEED SENSOR SIGNAL (VSS)
J2-26			SPEED SENSOR SIGNAL (AN) / FUEL TEMPERATURE
J2-27			TAC SERIAL DATA 1
J2-28	2124	LT BLU/WHT	IGNITION CONTROL G
J2-29	2126	GRN/WHT	IGNITION CONTROL E
J2-30	2127	RED	IGNITION CONTROL C
J2-31	2121	PPL	IGNITION CONTROL A
J2-32	633	BRN/WHT	CAM SENSOR SIGNAL