

NB2 harness seems to have 10 unused pins:
 20
 3K, 3L, 3N, 3W, 3X, 3Z
 4K, 4U, 4A, 4H

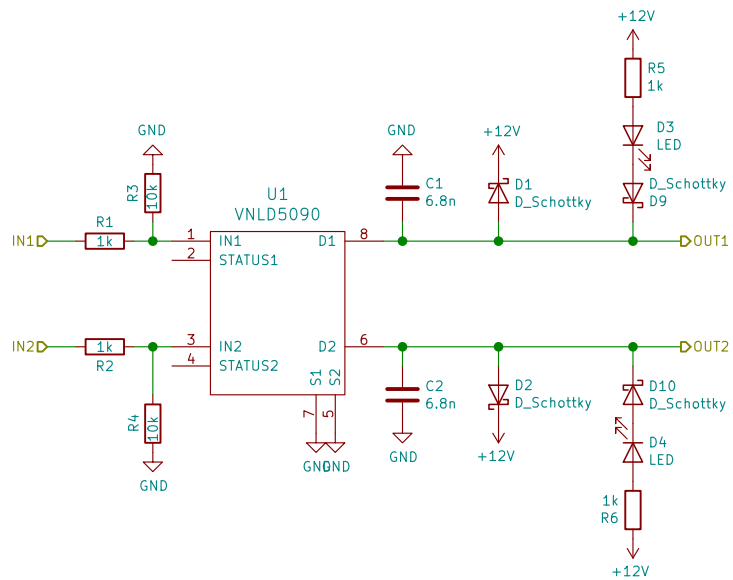
- AFR ___20 Not OEM
- 5V_SENS2 ___4K Not OEM
- MAP ___4U Not OEM
- GND_SENS ___4AH Not OEM
- USB_PWR_INP ___3K Not OEM
- CAN_H ___3L Not OEM
- CAN_L ___3N Not OEM
- USB_D- ___3W Not OEM
- USB_D+ ___3X Not OEM
- USB_GND ___3Z Not OEM

MRE could be turned on using external USB cable routed via unused 72 pins

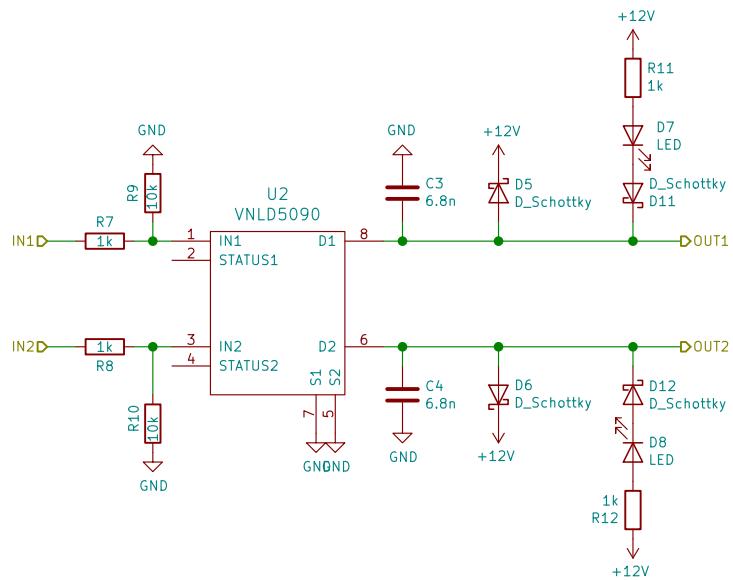


Sheet: /		Date: 2020-02-27	
File: hw72nb.sch		Rev: R0.1	
Size: A	REF	KiCad E.D.A. kicad (5.1.5)-3	
Title:		Id: 1/4	

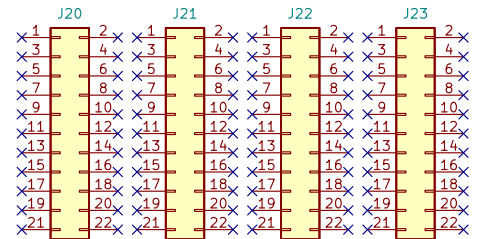
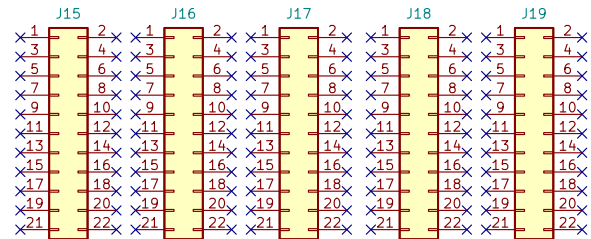
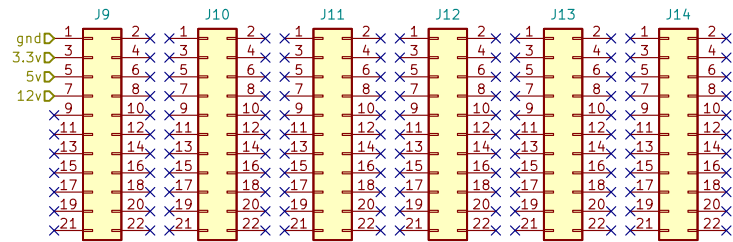
https://rusefi.com/wiki/index.php?title=Vehicle:Mazda_Miata_2003



rusEFI		
Sheet: /LowSide1/		
File: pair.sch		
Title:		
Size: A4	Date: 2020-02-27	Rev: R0.1
KiCad E.D.A. kicad (5.1.5)-3		Id: 2/4



rusEFI		
Sheet: /LowSide2/		
File: pair.sch		
Title:		
Size: A4	Date: 2020-02-27	Rev: R0.1
KiCad E.D.A. kicad (5.1.5)-3		Id: 3/4



Sheet: /Proto/
File: Proto.sch

Title:

Size: A4 Date: 2020-02-27
KiCad E.D.A. kicad (5.1.5)-3

Rev: R0.1
Id: 4/4